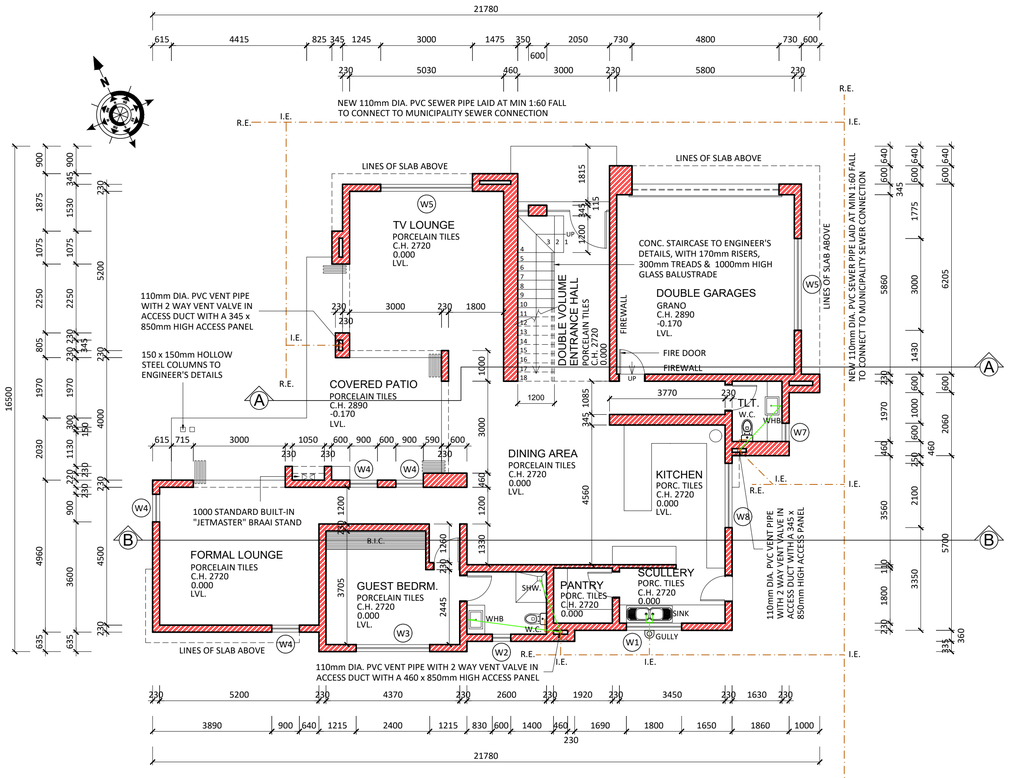

GROUND FLOOR PLAN

SCALE 1: 100

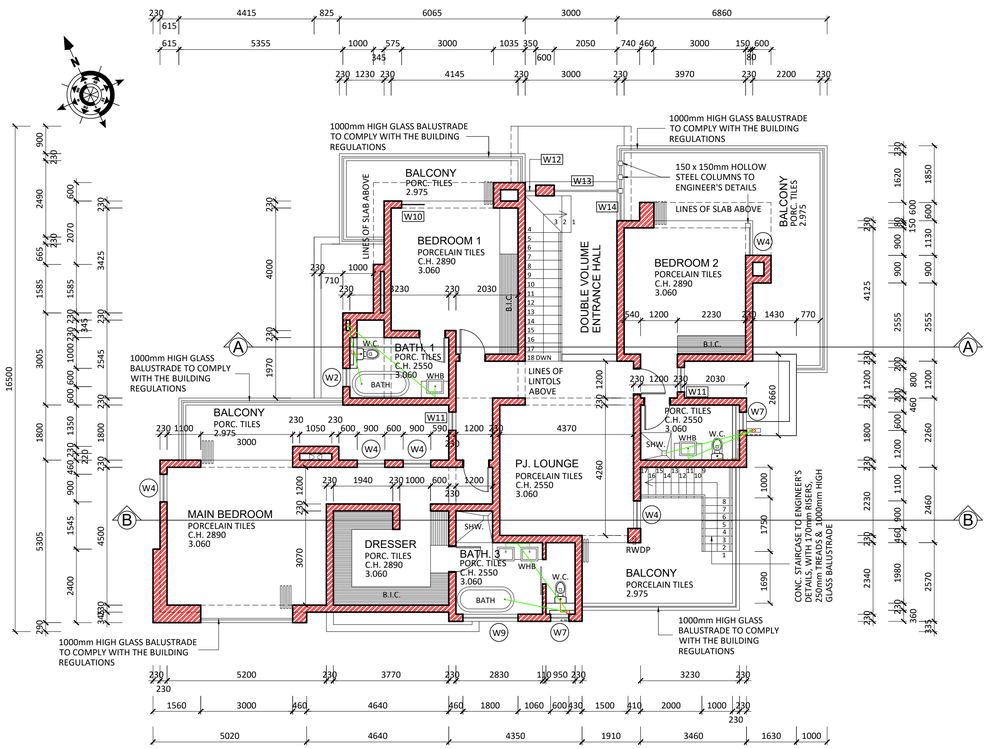

PROPOSED FIRST FLOOR PLAN

SCALE 1: 100

GENERAL NOTES

ALL BUILDING WORK TO COMPLY WITH THE NATIONAL BUILDING REGULATIONS LATEST EDITION AND SABS 0400. CHECK ALL LEVELS AND DIMENSIONS ON SITE BEFORE COMMENCING ANY WORK.
FIGURED DIMENSIONS TO BE TAKEN IN PREFERENCE TO SCALING

FLOOR NOTES
FLOOR FINISH AS SPECIFIED ON PLAN ON 25mm SAND/CEMENT SCREED ON MINIMUM 85mm THICK IN SITU CONCRETE SURFACE BED ON 250 MICRON GUNPLAS USB GREEN DPM ON 50mm SAND BLINDING LAYER ON FILL COMPACTED TO 93% MOD ASHTO. TOP OF CONCRETE FLOOR SLABS TO BE MINIMUM 170mm ABOVE GROUND LEVEL

WALL NOTES
230mm THICK BRICK WALLS LAID AT 85mm VERTICAL COURSINGS STOCK BRICKS EXTERNALLY AND INTERNALLY WITH 15mm PLASTER 1:3 MIX IN VOLUME STEEL TROWELLED FINISH, WITH ONE COAT PRIMER,ONE COAT UNIVERSAL UNDERCOAT AND FINISHED WITH ONE COAT PVA PAINT - COLOUR TO ARCHITECT'S APPROVAL .

PRECAST CONCRETE LINTOLS ABOVE ALL EXTERNAL DOORS, WINDOWS AND OPENINGS ON BRICKWORK. PROVIDE WELDED BRICKFORCE EVERY COURSE FROM WINDOW HEAD LEVEL TO UNDERSIDE WALLPLATES, EVERY COURSE TO FOUNDATION BRICKWORK AND EVERY FOUR COURSES TO MAIN WALLS.

DRAINAGE NOTES:
ALL WASTE FITTINGS TO BE ACCESSIBLE ALONG THEIR ENTIRE LENGTHS. WASTE FITTINGS TO HAVE RESEAL TRAPS. PROVIDE INSPECTION EYES AT ALL BENDS AND JUNCTIONS OF SEWER PIPES. PLUMBER TO INSTALL STOP COCK ON COLD WATER SUPPLY LINE
DIAMETER OF WASTE OUTLETS AND DEPTHS OF TRAPS TO FTTINGS SHOULD BE AS FOLLOWS. (FUTURE)

AREA SCHEDULE

STAND AREA	578 sqm
GROUND FLOOR AREA	266 sqm
FIRST FLOOR AREA	192 sqm
TOTAL AREA	458 sqm
COVERAGE	46%

COMMENTS

WINDOW SCHEDULE

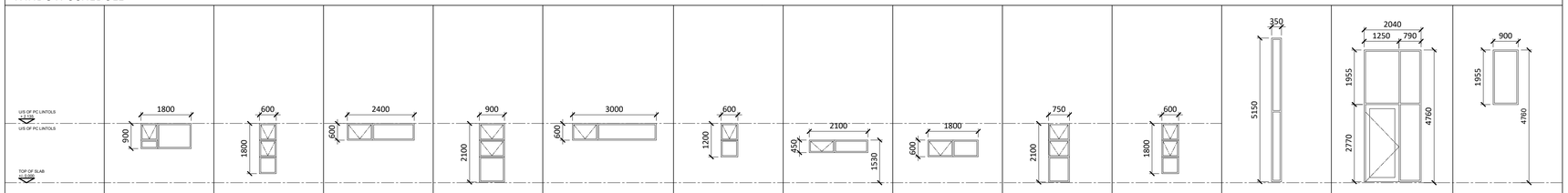

WINDOW SYMBOL	W1	W2	W3	W4	W5	W6	W7	W8	W9	W10	W11	W12	W13	W14
CATALOGUE NO	PTT 918	PT 618	-	-	-	PT 612	-	-	-	-	PT 618	-	-	-
NO REQUIRED	1No. OFF	2No. OFF	1No. OFF	9No. OFF	3No. OFF	3No. OFF	1No. OFF	1No. OFF	1No. OFF	1No. OFF	2No. OFF	1No. OFF	1No. OFF	1No. OFF
LOCATION	SEE FLOOR PLANS	SEE FLOOR PLANS	SEE FLOOR PLANS	SEE FLOOR PLANS	SEE FLOOR PLANS	SEE FLOOR PLANS	SEE FLOOR PLANS	SEE FLOOR PLANS	SEE FLOOR PLANS	SEE FLOOR PLANS	SEE FLOOR PLANS	SEE FLOOR PLANS	SEE FLOOR PLANS	SEE FLOOR PLANS
MANUFACTUTER	DURO PRESSINGS OR APPROVED EQUIVALENT	DURO PRESSINGS OR APPROVED EQUIVALENT	-	-	-	DURO PRESSINGS OR APPROVED EQUIVALENT	-	-	-	-	DURO PRESSINGS OR APPROVED EQUIVALENT	-	-	-
WINDOW DESCRIPTION	DURO ALUMINIUM® PROJECTED TOP HUNG ANODLOK BLACK ANODISED ALUMINIUM WINDOW WITH STAINLESS STEEL CONCEALED FRICTION STAYS, SIZE 1800 X 900MM HIGH, COMPLYING WITH AAAMSA PERFORMANCE CRITERIA A0, GLAZED IN ACCORDANCE WITH SANS 10160, SANS 10137, SANS 10400 (PART N OF SECTION 3) AND SANS 1263 WITH CLEAR GLAZING, FIXED WITH GLAZING BEADS WITH GASKET SEALS WITH LUGS PLUGGED AND SCREWED TO BRICKWORK OR CONCRETE, ALL IN ACCORDANCE WITH AAAMSA SELECTION GUIDE FOR GLAZED ALUMINIUM ARCHITECTURAL ALUMINIUM PRODUCTS	DURO ALUMINIUM® PROJECTED TOP HUNG ANODLOK BLACK ANODISED ALUMINIUM WINDOW WITH STAINLESS STEEL CONCEALED FRICTION STAYS, SIZE 600 X 1800MM HIGH, COMPLYING WITH AAAMSA PERFORMANCE CRITERIA A0, GLAZED IN ACCORDANCE WITH SANS 10160, SANS 10137, SANS 10400 (PART N OF SECTION 3) AND SANS 1263 WITH CLEAR GLAZING, FIXED WITH GLAZING BEADS WITH GASKET SEALS WITH LUGS PLUGGED AND SCREWED TO BRICKWORK OR CONCRETE, ALL IN ACCORDANCE WITH AAAMSA SELECTION GUIDE FOR GLAZED ALUMINIUM ARCHITECTURAL ALUMINIUM PRODUCTS	CUSTOM MADE ALUMINIUM WINDOW, BLACK IN COLOUR. SEE ABOVE DRAWING FOR DIMMENSIONS	CUSTOM MADE ALUMINIUM WINDOW, BLACK IN COLOUR. SEE ABOVE DRAWING FOR DIMMENSIONS	CUSTOM MADE ALUMINIUM WINDOW, BLACK IN COLOUR. SEE ABOVE DRAWING FOR DIMMENSIONS	DURO ALUMINIUM® PROJECTED TOP HUNG ANODLOK BLACK ANODISED ALUMINIUM WINDOW WITH STAINLESS STEEL CONCEALED FRICTION STAYS, SIZE 600 X 1200MM HIGH, COMPLYING WITH AAAMSA PERFORMANCE CRITERIA A0, GLAZED IN ACCORDANCE WITH SANS 10160, SANS 10137, SANS 10400 (PART N OF SECTION 3) AND SANS 1263 WITH CLEAR GLAZING, FIXED WITH GLAZING BEADS WITH GASKET SEALS WITH LUGS PLUGGED AND SCREWED TO BRICKWORK OR CONCRETE, ALL IN ACCORDANCE WITH AAAMSA SELECTION GUIDE FOR GLAZED ALUMINIUM ARCHITECTURAL ALUMINIUM PRODUCTS	CUSTOM MADE ALUMINIUM WINDOW, BLACK IN COLOUR. SEE ABOVE DRAWING FOR DIMMENSIONS	CUSTOM MADE ALUMINIUM WINDOW, BLACK IN COLOUR. SEE ABOVE DRAWING FOR DIMMENSIONS	CUSTOM MADE ALUMINIUM WINDOW, BLACK IN COLOUR. SEE ABOVE DRAWING FOR DIMMENSIONS	CUSTOM MADE ALUMINIUM WINDOW, BLACK IN COLOUR. SEE ABOVE DRAWING FOR DIMMENSIONS	DURO ALUMINIUM® PROJECTED TOP HUNG ANODLOK BLACK ANODISED ALUMINIUM WINDOW WITH STAINLESS STEEL CONCEALED FRICTION STAYS, SIZE 600 X 1800MM HIGH, COMPLYING WITH AAAMSA PERFORMANCE CRITERIA A0, GLAZED IN ACCORDANCE WITH SANS 10160, SANS 10137, SANS 10400 (PART N OF SECTION 3) AND SANS 1263 WITH CLEAR GLAZING, FIXED WITH GLAZING BEADS WITH GASKET SEALS WITH LUGS PLUGGED AND SCREWED TO BRICKWORK OR CONCRETE, ALL IN ACCORDANCE WITH AAAMSA SELECTION GUIDE FOR GLAZED ALUMINIUM ARCHITECTURAL ALUMINIUM PRODUCTS	CUSTOM MADE ALUMINIUM WINDOW, BLACK IN COLOUR. SEE ABOVE DRAWING FOR DIMMENSIONS	CUSTOM MADE ALUMINIUM WINDOW, BLACK IN COLOUR. SEE ABOVE DRAWING FOR DIMMENSIONS	CUSTOM MADE ALUMINIUM WINDOW, BLACK IN COLOUR. SEE ABOVE DRAWING FOR DIMMENSIONS
GLAZING	PACIFIC OBSCURE GLAZING	PACIFIC OBSCURE GLAZING	AS SPECIFIED IN THE ENERGY EFFICIENCY REPORT	AS SPECIFIED IN THE ENERGY EFFICIENCY REPORT	AS SPECIFIED IN THE ENERGY EFFICIENCY REPORT	PACIFIC OBSCURE GLAZING	AS SPECIFIED IN THE ENERGY EFFICIENCY REPORT	PACIFIC OBSCURE GLAZING	AS SPECIFIED IN THE ENERGY EFFICIENCY REPORT	AS SPECIFIED IN THE ENERGY EFFICIENCY REPORT	AS SPECIFIED IN THE ENERGY EFFICIENCY REPORT	AS SPECIFIED IN THE ENERGY EFFICIENCY REPORT	AS SPECIFIED IN THE ENERGY EFFICIENCY REPORT	AS SPECIFIED IN THE ENERGY EFFICIENCY REPORT

N.B. All window openings sizes to be confirmed on site prior to manufacture of any windows

ORIGINAL DRAWING SIZE A1

TITLES	SEQ. NO	DETAIL	MARK	DATE	INT	APP'D	DETAIL	REV. NO.	DATE	INT
REFERENCE DRAWINGS		REVISIONS					REVISIONS			

AK DESIGNS
ALFRED KHOZA
PSAT24733914
320 VILLA CONESA ESTATE
FURROW ROAD, HOMES HAVEN
KRUGERSDORP
1739
CONTACT : 0832597258

CLIENT:
MR. MASITENYANE
STAND NO. 151
KOSMOS RIDGE ESTATE
KOSMOS
MADIBENG

PROJECT:
NEW RESIDENCE
STAND NO. 151
KOSMOS RIDGE ESTATE
KOSMOS
MADIBENG

DRAWING TITLE
GROUND & FIRST FLOOR PLAN

DRAWING NO: 002

SCALE
AS SHOWN

OWNER'S SIGNATURE

REV. No. 0